

COMPRESSED AIR-REFRIGERANT DRYER

FOR OPERATING PRESSURE UP TO 16 BAR

BT-series compressed air-refrigerant dryers present a reliable, cost-effective and, above all, simple solution. This range unites exceptional benefits into a successful concept. The focal

points of development were concentrated on optimum security, the lowest possible operating expenses, compact design and environmental compatibility.

- + Air/Air and Refrigerant/Air heat exchanger
- + Lowest differential pressure
- + Standard with electronic level-controlled steam trap
- + Includes potential-free contact
- + Environmentally friendly refrigerant R513A with low GWP, which is non-toxic and non-flammable.

Maximum heat transfer by means of air-air heat exchanger: This has a direct impact on reduction of energy consumption.

Vertically arranged stainless steel demister for secure separation. Wet compressed air is directed to the automatic steam trap.

The exchange of heat in the countercurrent and generous dimensions permit complete evaporation of the refrigerant.

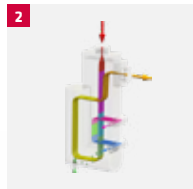


The generously sized cross sections of the flow channels in the heat exchanger result in low flow rates and low energy demands.

A high-volume settling chamber prevents the carrying away of condensation.

Illustration shows: Compressed-air refrigeration dryer BTF57

DETAILS



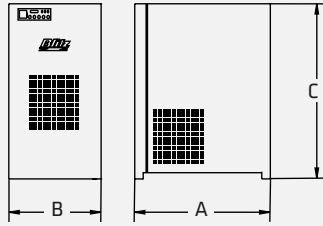
1 Standard with electronic level-controlled steam trap.

2 Air/Air and Refrigerant/Air heat exchanger including demister integrated in single casing to save space.

3 Potential-free contact integrated in the controls as standard.



BTF 21-1320




Model	BTF						
Article number	133204	133209	133210	133208	133211	133212	133213
Max. volume flow (m ³ /h)*	21	36	57	72	108	150	192
Operating pressure (bar)	16	16	16	16	16	16	16
Power consumption (kW)	0,11	0,16	0,18	0,19	0,31	0,33	0,54
Power supply (V/Hz)	230/1/50-60	230/1/50-60	230/1/50-60	230/1/50-60	230/1/50-60	230/1/50-60	230/1/50
Connection (inch)	G 1/2	G 1/2	G 1/2	G 1/2	G 1/2	G 1	G 1 1/4
B Length (mm)	360	360	360	360	360	345	345
A Width (mm)	480	480	480	480	480	450	450
C Height (mm)	520	520	520	520	520	755	755
Weight (kg)	22	24	24	25	30	34	38

Model	BTF								
Article number	133214	133215	133216	133217	133219	133220	133221	133222	133223
Max. volume flow (m ³ /h)*	258	312	366	450	630	780	1008	1140	1320
Operating pressure (bar)	16	16	16	16	16	16	16	16	16
Power consumption (kW)	0,61	0,84	0,93	1,40	1,5	1,8	2	2,1	2,2
Power supply (V/Hz)	230/1/50	230/1/50	230/1/50	230/1/50	230/1/50	230/1/50	230/1/50	400/3/50	400/3/50
Connection (inch)	G 1 1/4	G 1 1/4	G 1 1/2	G 1 1/2	G 2	G 2	G 2 1/2	G 2 1/2	G 2 1/2
B Length (mm)	345	475	475	475	540	540	585	585	585
A Width (mm)	450	740	740	740	785	785	800	800	800
C Height (mm)	755	790	790	790	936	936	965	965	965
Weight (kg)	41	60	62	64	89,5	101	114	119	121

* according to ISO 7183: volume flow m³/h referred to +20°C at 1bar; operating pressure 7bar; compressed air inlet temperature +35°C; ambient temperature +25°C; pressure dew point +3°C

Correction factor	BTF										
Inlet pressure	bar	4	5	6	7	8	10	12	14	15	16
Correction factor		0,77	0,86	0,93	1,00	1,05	1,14	1,21	1,27	1,30	1,33
Ambient temperature	°C	25°C			30°C	35°C		40°C		45°C	
Correction factor		1,00	0,95	0,95	0,88	0,88	0,78	0,78	0,68	0,68	
Inlet temperature	°C	30	35°C			40°C		45°C		50°C	
Correction factor		1,11	1,00	1,00	0,84	0,84	0,67	0,67	0,55	0,55	
Pressure dew point	°C	3,00	5,00			7,00		10			
Correction factor		1,00	1,09	1,09	1,19	1,19	1,37	1,37			

ACCESSORIES



- 1** Optionally available pre- and afterfilter
- 2** Standard air-cooled design, water cooling optional

Technical changes reserved.
 Data are considered advertisement.
 Refrigeration-Dryer-BTF-21-1320-BR-133750-en-2024-06

