DETAIL "X"
1:5

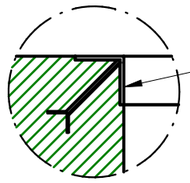

bausseitiger Winkelrahmen
angle frame by customer

Die Hebebühne wird auf 900mm
(Innenkantne Auffahrschienen)
im Fundament positioniert.
The lift will be installed with 900mm
distance betweent the both platforms

bausseitiger
Winkelrahmen
edge protection
by customer

Schnitt B-B
Cut B-B

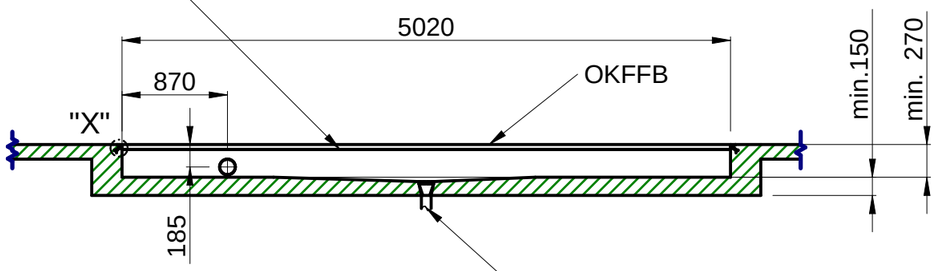

Schnitt A-A
Cut A-A

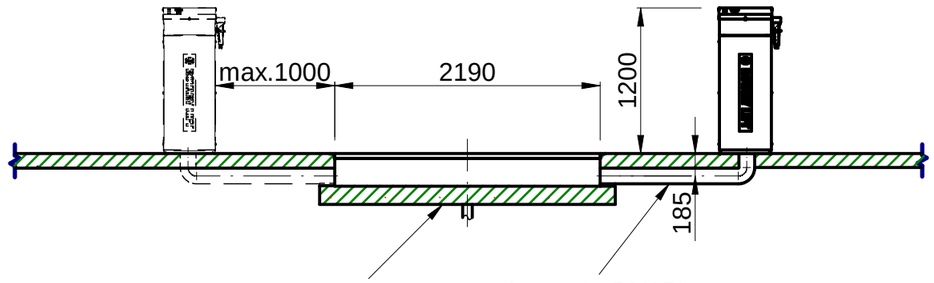

Betonqualität
quality of concrete
min.C20/25
normal bewehrt
normal armouring

Leerrohr DN150
empty pipe

Beim verlegen der Versorgungsleitungen
in Leerohre sind diese von einem
Sachkundigen zu verlängern.

When laying the supply lines into the
empty pipes, these must be
extended by a specialist.

Wasserabfluss DN100 in der
Vertiefung empfohlen
Wateroutlet DN 100 in the pit
recommended

die schraffierten Flächen
müssen insich und
zueinander absolut planeben
sein
the hatched surfaces must
be absolutely even with the each other

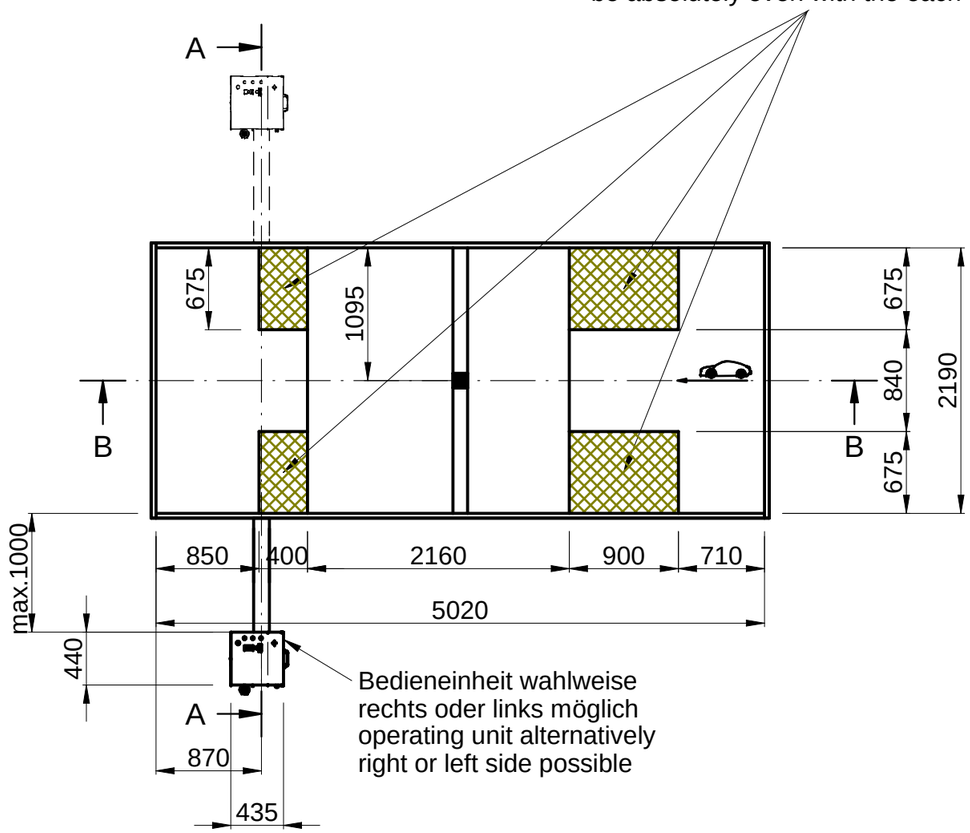

Bedieneinheit wahlweise
rechts oder links möglich
operating unit alternatively
right or left side possible

Bauseits am Bedienpult bereitstellen:
Netzanschluss: 3PH+PE,400V,50Hz
Motorleistung: 2,6kW
Absicherung: 10 Ampere träge
Kabellänge: ca.2m, 5 x 4mm²
Druckluft R3/8" oder Schlauch DN10, 6-8 bar

Prepared by customer at the main operating unit:
power supply: 3PH+PE,400V,50Hz
Motor power 2,6kW
fuse: 10 Ampere, time lag
cable diameter: 5 x 4mm²
cable length:approx.2m
optional: R3/8" or hose DN10, 6-8bar

Note: Final electrical connection of the lift
must be made by a qualified electrician."

Wir weisen in unseren Plänen
auf die Mindestanforderung
des Fundamentes hin, jedoch
der Zustand der örtlichen
Gegebenheiten
(z.B. Untergrund, Ausführung etc.)
obliegt nicht unserer Verantwortung.
Die Ausbildung der Einbausituation
muss vom planenden Architekten
bzw. Statiker im speziellen Fall
individuell spezifiziert werden.

We point out the minimum requirement
of the foundation in our plans.
The condition of the local realities
for example: the ground under the
foundation) does not lie in our
responsibility. The execution of
the installation situation must be
individually specified by the planning
architect or by the engineer engaged in
statically calculations in the special case.

Alle Maße in Millimeter
all dimensions in millimeter

Maß- und Konstruktionsänderungen vorbehalten!
subject to alterations!

REV	CO NUM	DATE	BY

UNLESS OTHERWISE NOTED:
ANGULAR DIMENSIONS: +/- 1
OTHER DIMENSIONS: +/- 0.8mm (< 305mm)
+/-1.6mm (> or= 305mm)

THIRD ANGLE PROJECTION

DO NOT SCALE DRAWING

UNLESS OTHERWISE SPECIFIED:
0.8mm MIN. CORNER BREAK
REMOVE ALL BURRS

NOTES:

Tragfähigkeit/capacity: 4200 kg

The design and detail illustrated in this drawing is the property of Vehicle Service Group.It is being loaned with the expressed condition that it will not be duplicated or used except by permission and is subject to return upon request.

S42N - NAK46CAT-I
Rectangle Foundation Plan

DRAWN	DATE	SHEET
MD.	08.01.2021	
APPROVED		DRAWING NUMBER
		Scissor-Lift_S42N - NAK46CAT-I_(059208670)

FORM A3