

PIT JACKS, FLOOR-RUNNING

15-20 T HYDRAULIC

Blitz pit lifts captivate with their outstandingly conceived safety design combined with ergonomic operating comfort – without compromises. This means we set standards for modern lifting technology.

Blitz M – With integrated cross suspension for optimum precision work.

- + Patented operation on both sides (optional)
- + 30 % faster lifting speed (optional)
- + Optimal Ergonomics
- + Made in Germany – 125 years' experience

Slim Design – With the benefit of full lateral adjustment, the ground level construction method permits maximum freedom of movement.

Ergo Chromatics – All operating controls are marked in color with the color red and thus effectively prevent incorrect operation.

Fully hydraulic lifting unit – The piston rods are sprinkled with oil with each lifting / lowering movement – no rust on the cylinder wall and piston rod!

Operation via foot pedals – the hands remain free to carry out work on the vehicle.

2-layer surface finish – Opulent coating process for perfect protection against corrosion.


Ergonomic chassis – The newly designed chassis bring the mechanic closer to the lift, and therefore closer to the vehicle.

Extra-long cylinder heads – Guarantee optimum absorption of lateral forces.


Hydraulic-pneumatic automatic return allows the piston to return quickly with or without load.

Hydraulic-pneumatic quick lift ensures a quick start-up of the piston rods up to the lifting point.

Infinitely variable creep lifting speed – important for delicate lifting and for the deployment of power units.

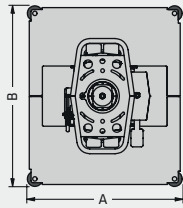
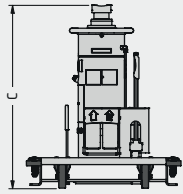


HIGHLIGHTS IN DETAIL



- 1** Patented operation on both sides (optional) – The time required to accommodate a vehicle is reduced to a minimum, it is no longer necessary to leave the pit.
- 2** Double acting air motor (optional) – enables a 30 % higher lifting speed.
- 3** Totally covered air motor makes cleaning easier and reduces the risk of injury (optional).
- 4** Integrated tool tray brings the tool to the mechanic, not the other way round.
- 5** Needle bearing-mounted chassis pulleys allow the lift to be moved about effortlessly in the pit. All M and X chassis lower automatically when charged with a load exceeding 0.8 t.
- 6** Wheel lock for lifting unit and chassis (M & R Version).

Blitz M



Basic

The Entry into the World of the Blitz Pit Lift With normal lifting and lowering speeds and without cover.



Plus

The design for the budget-conscious operator. With all features, and just one operating unit.



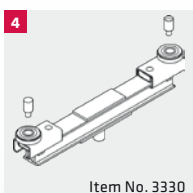
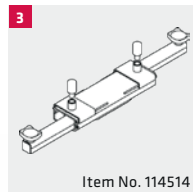
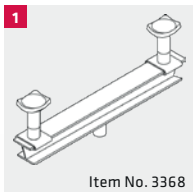
Premium

The integrated pit lift for perfect ergonomics in the workplace. With 30 % greater lifting speed and two-sided operation.



Model	Blitz M 15/15			Blitz M 20/15			Blitz M 15/15/15		
	Basic	Plus	Premium	Basic	Plus	Premium	Basic	Plus	Premium
Capacity	15 / 15 t	15 / 15 t	15 / 15 t	20 / 15 t	20 / 15 t	20 / 15 t	15 / 15 / 15 t	15 / 15 / 15 t	15 / 15 / 15 t
Stroke	1.200 mm	1.200 mm	1.200 mm	1.200 mm	1.200 mm	1.200 mm	1.300 mm	1.300 mm	1.300 mm
Lifting time loaded	150 s	110 s	110 s	150 s	110 s	110 s	172 s	127 s	127 s
Lowering time loaded	58 s	58 s	58 s	58 s	58 s	58 s	100 s	100 s	120 s
Peg-diameter	55 mm	55 mm	55 mm	55 mm	55 mm	55 mm	55 mm	55 mm	55 mm
A Set-up width	820 mm	820 mm	820 mm	845 mm	820 mm	820 mm	820 mm	820 mm	820 mm
B Set-up length	957 mm	997 mm	997 mm	1.100 mm	997 mm	997 mm	1.040 mm	1.040 mm	997 mm
Max. height	2.175 mm	2.175 mm	2.175 mm	2.175 mm	2.175 mm	2.175 mm	2.030 mm	2.030 mm	2.030 mm
C Overall height	975 mm	975 mm	975 mm	975 mm	975 mm	975 mm	730 mm	730 mm	730 mm
Operating pressure	10-15 bar	10-15 bar	10-15 bar	10-15 bar	10-15 bar	10-15 bar	10-15 bar	10-15 bar	10-15 bar
Compressed air connection	298 bar	298 bar	298 bar	298 bar	298 bar	298 bar	298 bar	298 bar	298 bar
Weight	315 kg	310 kg	315 kg	315 kg	310 kg	315 kg	320 kg	315 kg	320 kg

ACCESSORIES



- 1 Traverse ATS, 15 t, 55 mm Pivot diameter
- 2 Traverse ATS, 20 t, 55 mm Pivot diameter
- 3 Traverse ATEB S2, 15 t, 55 mm Pivot diameter
- 4 Traverse ATB, 15 t, 55 mm Pivot diameter
- 5 Gear plate GA IV, adjustable angle = $\pm 12^\circ$, Weight = 23 kg, large support area made of rubber, tension belts to secure loads, inclination comfortably adjustable on all sides via thread, especially flat design, mass galvanized, load capacity 1 t, Pivot $\varnothing 35$ mm, Dimensions 530 x 380 x 120 mm