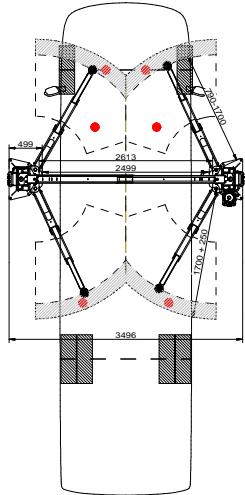


neuer Crafter ab März 2017  
new Crafter introduced in March 2017

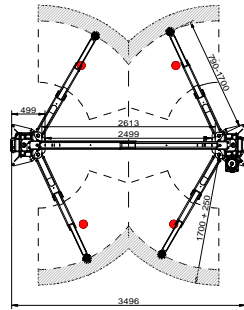


Schwenkbereich:  
Tragarm Verlängerung 250mm (AE-250)  
Swivel range:  
Lifting arm Extensions 250mm (AE-250)

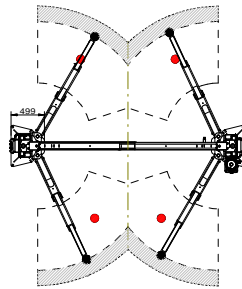
Vorgängermodell  
VW Crafter lang  
Stand:12-2013



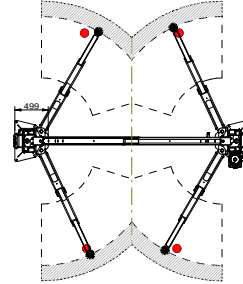
Crafter  
L3 F/Q + 4X4



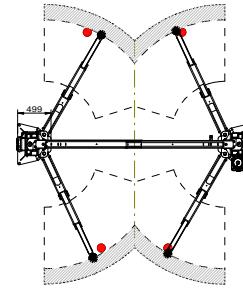
Crafter  
L3 Zwilling



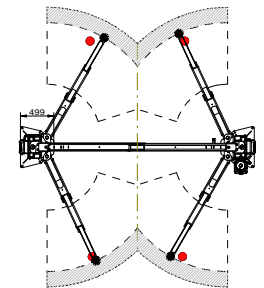
Crafter  
L4 F/Q + 4X4



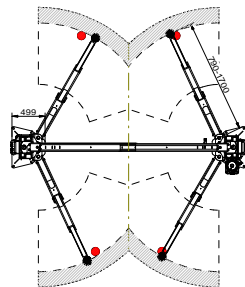
Crafter  
L4 Zwilling



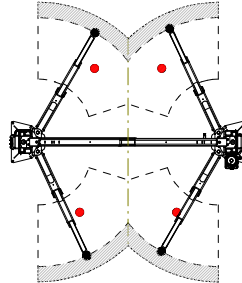
Crafter  
L5 F/Q + 4X4



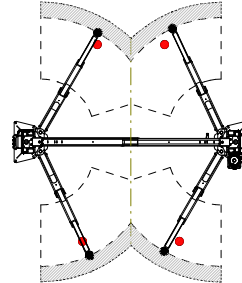
Crafter  
L5 Zwilling



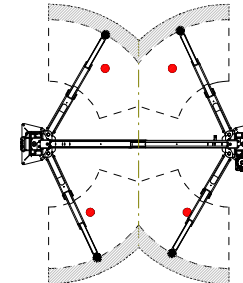
Crafter  
Doka L3 Zwilling  
H/L + F/Q



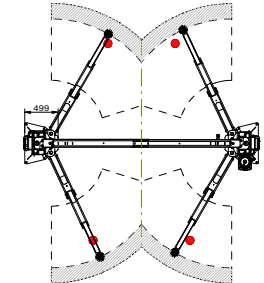
Crafter  
Doka Zwilling  
H/L F4 + F/Q



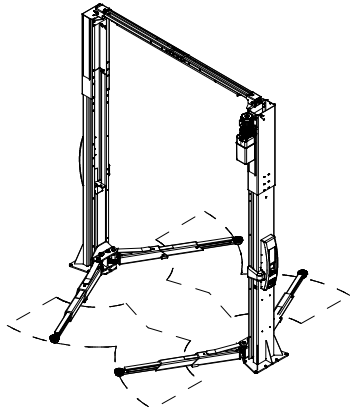
Crafter  
Eika F/Q L3



Crafter  
Eika F/Q L4



nur mit 250 mm Verlängerung sind die orig. Aufnahmepunkte erreichbar.  
only with 250mm extensions are the original pick-up points available



				THIRD ANGLE PROJECTION		SPO55E	
				DO NOT SCALE DRAWING		ROTARY LIFT	
				UNLESS OTHERWISE NOTED: ANGULAR DIMENSIONS: +1° - OTHER DIMENSIONS: +0.8mm (<305mm) +/- 1.6mm (>or= 305mm)		A DOVER COMPANY	
				UNLESS OTHERWISE SPECIFIED: 0.5mm MIN. CORNER BREAK REMOVE ALL BURRS		MiGo	
				DATE: 22.12.2016		DRAWING NUMBER	
				The design and detail illustrated in this drawing is the property of Rotary Lift. It is being loaned with the expressed condition that it will not be duplicated or used except by permission and is subject to return upon request.		2-Post-Lift_SPO55E_8716	
REV	CO NUM	DATE	BY				