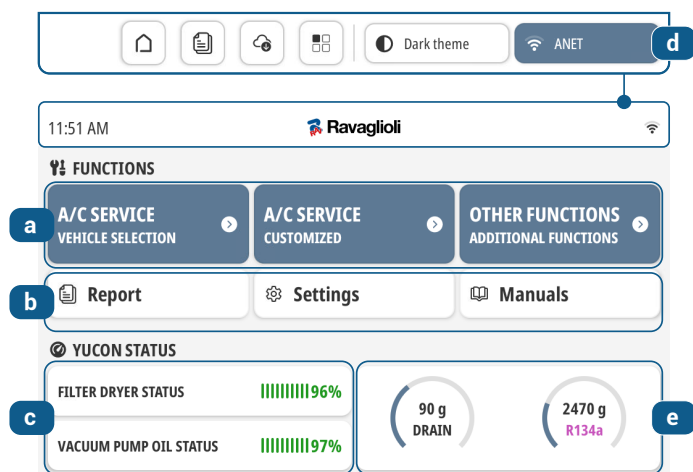
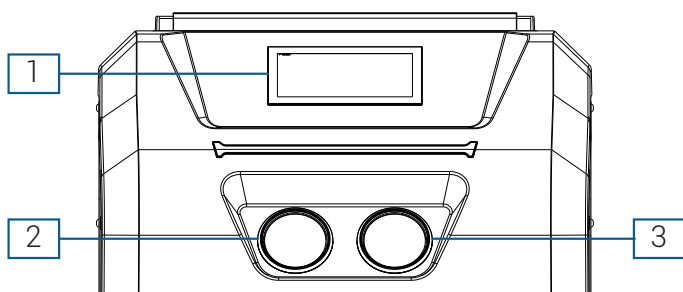


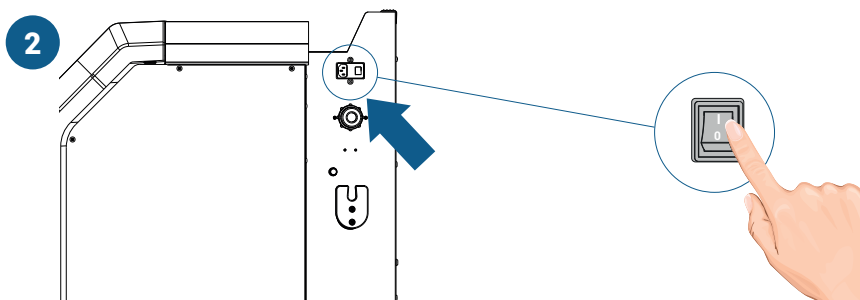
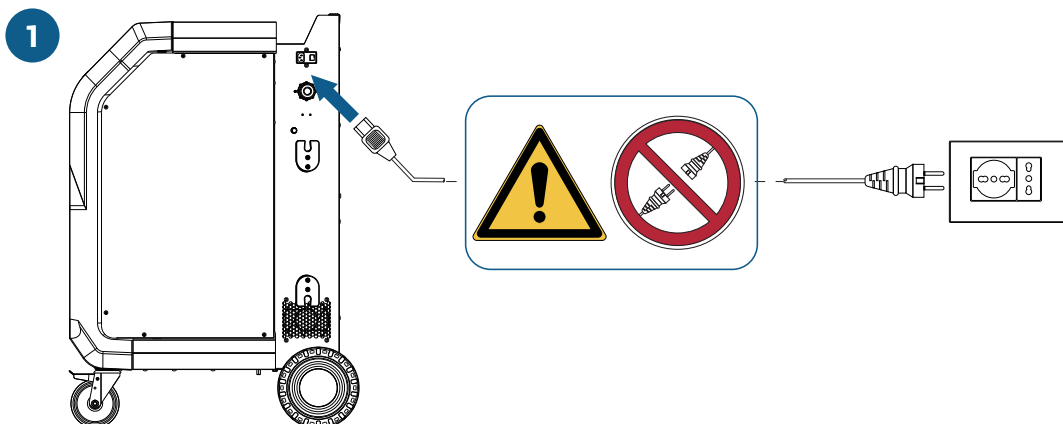


UNITÀ DI CONTROLLO / CONTROL PANEL / CALCULATEUR / BEDIEN- UND ANZEIGEEINHEIT / UNIDAD DE CONTROL



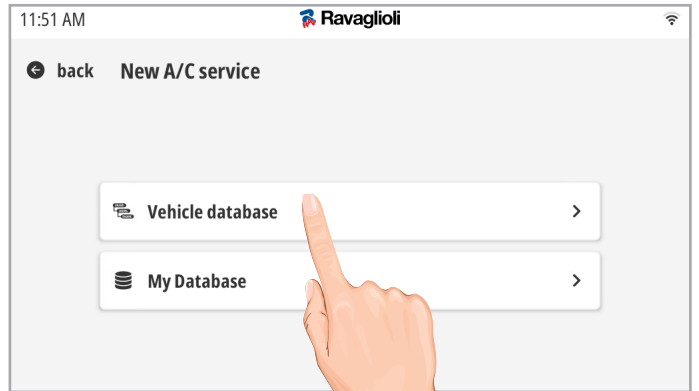
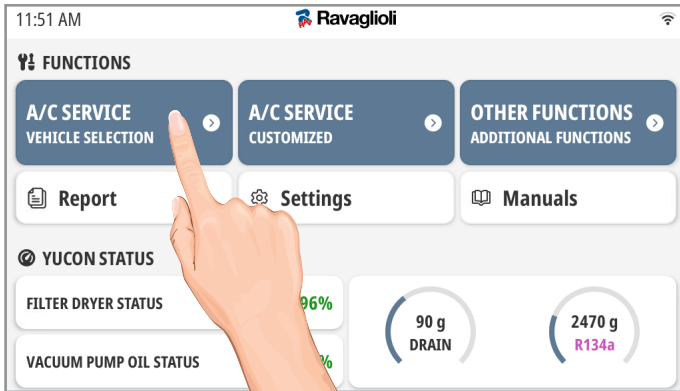
1. Display touchscreen / Touchscreen display / Écran tactile / Touchscreen Display / Display touchscreen:
 - a. Servizio A/C e Funzioni Aggiuntive / A/C Service and Additional Functions / Service CA et Fonctions additionnelles / Wartung A/C und Zusatzfunktionen / Servicio AC y Funciones Adicionales
 - b. Funzioni di Servizio / Service Functions / Fonctions de Service / Servicefunktionen / Funciones de Servicio
 - c. Stato dei consumabili / Status of consumables / État des consommables / Typ und Mengen der Flüssigkeiten / Estado de los consumibles
 - d. Tipo e quantità dei fluidi / Type and quantity of fluids / Type et quantité de fluides / Typ und Mengen der Flüssigkeiten / Tipo y cantidad de los fluidos
 - e. Informazioni e funzioni di sistema / System information and functions / Informations et fonctions du système / Typ und Mengen der Flüssigkeiten / Informaciones y funciones de sistema
2. Manometro LP / Low Pressure (LP) gauge / Manomètre LP / ND-Manometer / Manómetro LP
3. Manometro HP / High Pressure (HP) gauge / Manomètre HP / HD-Manometer / Manómetro HP

1 - ACCENSIONE / POWER ON / ALLUMAGE / EINSCHALTEN / ENCENDIDO

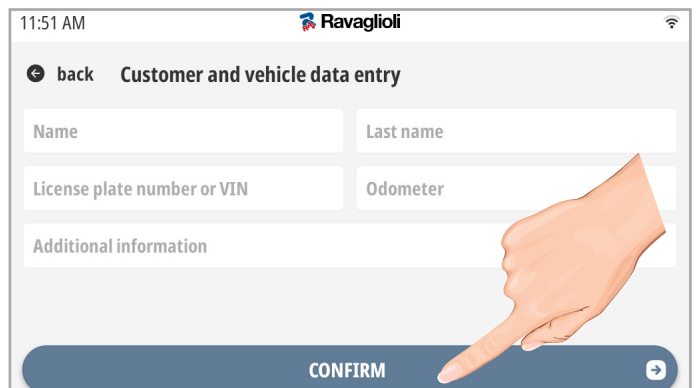
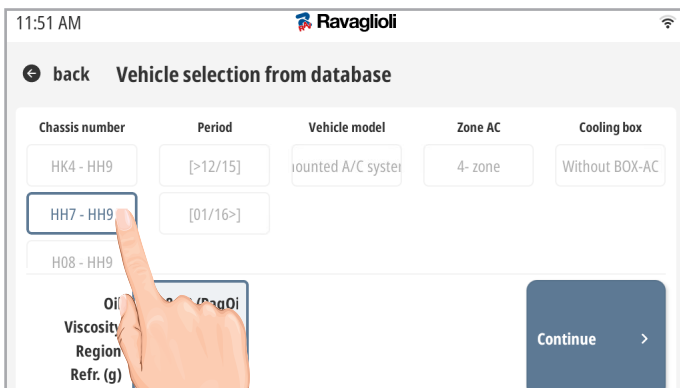
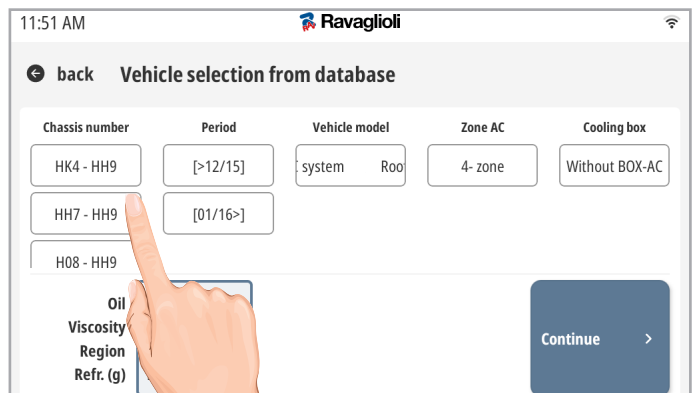
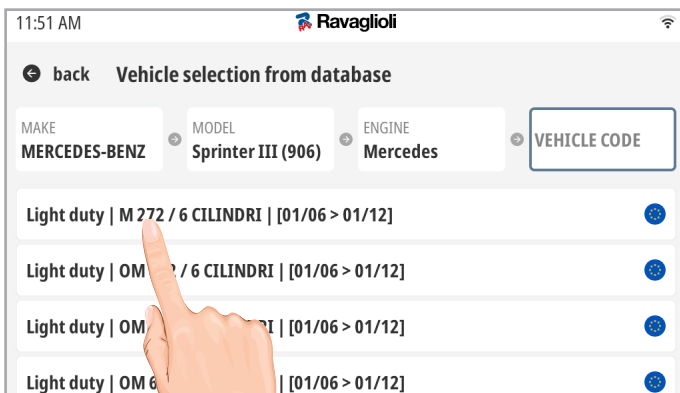
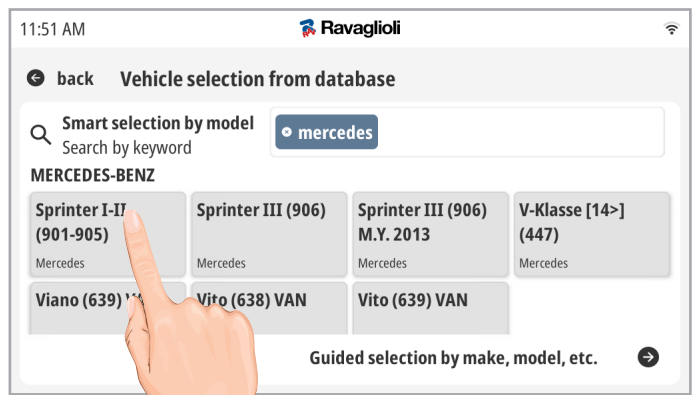
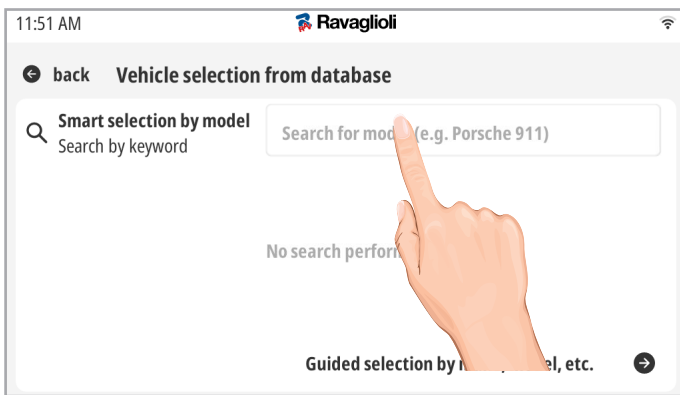




2a - SELEZIONE VEICOLO / VEHICLE SELECTION / SÉLECTION DE VÉHICULE / FAHRZEUGAUSWAHL / SELECCION VEHICULO



Selezione Intelligente / Smart Selection / Sélection intelligente / Intelligente Auswahl / Selección Inteligente





Selezione Guidata / Guided Selection / Sélection guidée / Geführte Auswahl / Selección Guiada

11:51 AM Ravaglioli

back Vehicle selection from database

Smart selection by model
Search by keyword

Search for model (e.g. Porsche 911)

No search results

Guided selection by make, model, etc.

11:51 AM Ravaglioli

back Vehicle selection from database

Search for model (e.g. Porsche 911)

ABARTH	AGCO
ALFA ROMEO	ALPINE
AUDI	BEDFORD
BMW	CADILLAC

11:51 AM Ravaglioli

back Vehicle selection from database

MAKE: ALFA ROMEO | MODEL: [dropdown] | ENGINE: [dropdown] | VEHICLE CODE: [dropdown]

- GTV [95>05]
- Giulia
- Giulia (952)
- Giulia [16>] (952)

11:51 AM Ravaglioli

back Vehicle selection from database

MAKE: ALFA ROMEO | MODEL: Giulia (952) | ENGINE: [dropdown] | VEHICLE CODE: [dropdown]

- 2.0 16V 280 MultiAir
- 2.9 24V V6 GTA
- 2.9 24V V6 Quadrifoglio

11:51 AM Ravaglioli

back Vehicle selection from database

MAKE: ALFA ROMEO | MODEL: Giulia (952) | ENGINE: 16V 280 MultiAir | VEHICLE CODE: [dropdown]

-- | -- | [01/16 > 01/19]

11:51 AM Ravaglioli

back Customer and vehicle data entry

Name: [input] | Last name: [input]

License plate number or VIN: [input] | Odometer: [input]

Additional information: [input]

CONFIRM

2b - PERSONALIZZATO / CUSTOMISED / PERSONNALISÉ / PERSÖNLICHE EINSTELLUNGEN / PERSONALIZADO

11:51 AM Ravaglioli

FUNCTIONS

- A/C SERVICE VEHICLE SELECTION
- A/C SERVICE CUSTOMIZED
- OTHER FUNCTIONS ADDITIONAL FUNCTIONS
- Report
- Settings
- Manuals

YUCON STATUS

FILTER DRYER STATUS: [progress bar] 90%

VACUUM PUMP OIL STATUS: [progress bar] 97%

2470 g R134a

11:51 AM Ravaglioli

back Customer and vehicle data entry

Name: [input] | Last name: [input]

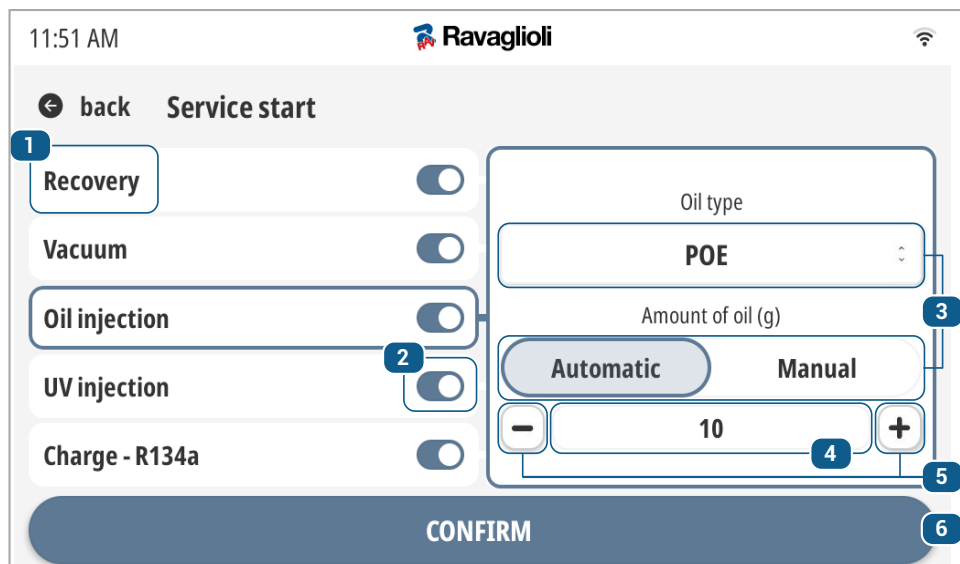
License plate number or VIN: [input] | Odometer: [input]

Additional information: [input]

CONFIRM

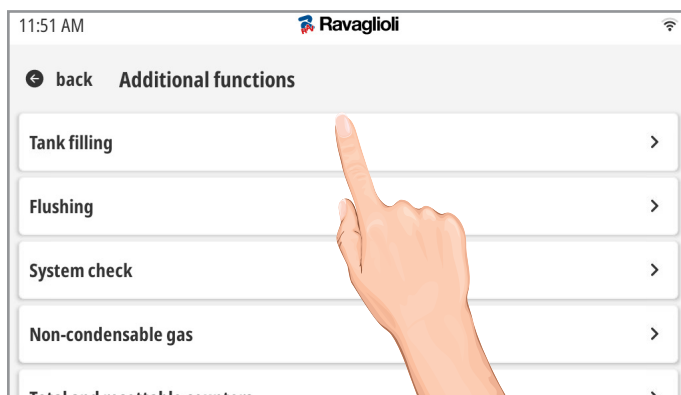
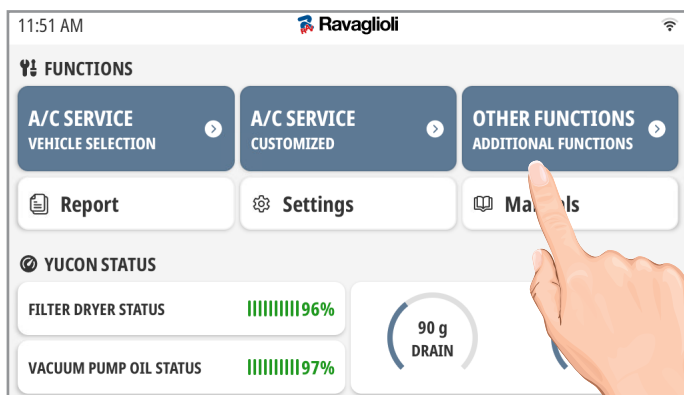


3. AVVIA SERVIZIO / START SERVICE / DÉMARRER LE SERVICE / WARTUNG STARTEN / INICIAR SERVICIO



1. Fase / Phase / Phase / Phase / Fase
2. Selezione / deselegione fase / Phase selection / deselection / Sélection / désélection de phase / Phase aus-/abwählen / Selección / deselegión fase
3. Campi a scelta multipla / Multiple-choice fields / Champs à choix multiples / Mehrfachauswahlfelder / Campos de selección múltiple
4. Quantità (campo editabile) / Quantity (editable field) / Quantité (champ éditabile) / Menge (bearbeitbares Feld) / Cantidad (campo editable)
5. Decrementa / incrementa / Decrease / increase / Décroissance / incrémentation / Verringern / Erhöhen / Disminuye / aumenta
6. Avvia servizio / Start service / Démarrer le service / Service starten / Iniciar servicio

FUNZIONI ADDIZIONALI / ADDITIONAL FUNCTIONS / FONCTIONS ADDITIONNELLES / ZUSATZFUNKTIONEN / FUNCIONES ADICIONALES



- Riempimento serbatoio / Tank filling / Remplissage du réservoir / Int. Behälter befüllen / Llenado depósito
- Flussaggio / Flushing / Nettoyage (Flushing) / Spülen / Limpieza (lavado)
- Verifica impianto / System check / Vérification système / Prüfung Anlage / Verificación sistema
- Gas incondensabili / Non-condensable gas / Gaz incondensables / Nicht-kondensierbare Gase / Gases incondensables
- Contatori totali e resettabili / Total and resettable counters / Compteurs totaux et à réinitialiser / Rücksetzbare Zähler und Gesamtzähler / Contadores totales y reseteables
- Contatori parziali / Partial counters / Compteurs partiels / Teilzähler / Contadores parciales
- Reset celle olio / Oil scale reset / Réinitialisation des cellules d'huile / Reset Öl/UV-Waagen / Reset células aceite
- Verifica identificatore refrigerante / Refrigerant Identifier Check Vérification / Identificateur de Réfrigérant / Prüfung Kältemittel-Analysegerät / Verificación Identificador Refrigerante